

f2 Dynamic Instrument Microphone

OVERVIEW

Designed, assembled and tested by Audix in the USA, the f2 is a dynamic instrument microphone used for stage and studio applications. The f2 is characterized with a hypercardioid pickup pattern for isolation and feedback control and is equipped with a LM™ (Low Mass) diaphragm for natural, accurate sound reproduction.

The f2 is a compact and easy to position. With a wide frequency response of 52 Hz - 15 kHz and the ability to handle sound pressure levels of 139 dB, the f2 is an excellent choice for miking instruments with a percussive nature such as rack & floor toms, congas, saxophone, guitar cabinets and brass.

The f2 is manufactured with a precision cast zinc alloy body, durable black E-coat finish, dent resistant steel mesh grill and gold plated XLR connector. Transformerless design, low impedance and balanced output allow for interference-free performance even with long cable runs.

SUPPLIED ACCESSORIES

DCLIP - Heavy-duty nylon molded snap on clip

P1 - Carrying pouch

OPTIONAL ACCESSORIES

TRIPOD - Metal tripod desktop stand for use with any 5/8" threaded mic clip.

DFLEX - Dual pivot rim mounted clip with extra wide butterfly jaws.

DVICE - Flexible mini-gooseneck with spring loaded rim mount clamp.

DCLAMP - Flexible mini-gooseneck with drum tension lug mount. Includes DCLIP plastic clip.

CBL20 - 20' premium XLR-XLR balanced mic cable. Quad conductor, twisted pair with braided shield for maximum conductivity. 6 mm PVC jacketed.

CBLDR25 - 25' premium right angle XLR-XLR balanced mic cable. Quad conductor, twisted pair with braided shield for maximum conductivity. 6 mm PVC jacketed.

STANDKD - Short pedestal stand with telescoping boom arm.

CABGRABBER - Tension-fit mic holder that clamps onto most combo amps or cabinets between 8"-14" in depth.

CABGRABBER-XL - Tension-fit mic holder that clamps onto most combo amps or cabinets between 14"-20" in depth.



FEATURES

- Affordable dynamic instrument microphone for live sound or home studio
- Full response with punchy mid-bass
- Designed, assembled & tested in the USA
- 3 year warranty

APPLICATIONS

- Rack toms, floor tom, congas
- Guitar and bass cabinets
- Saxophone, brass, horns



DCLIP



P1



TRIPOD



DFLEX



DVICE



CBLDR25



STANDKD



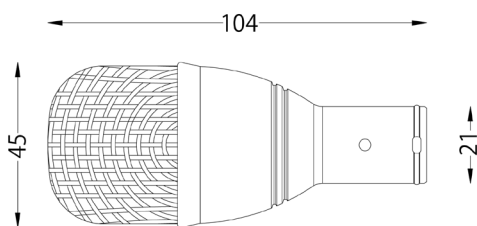
CABGRABBER

f2

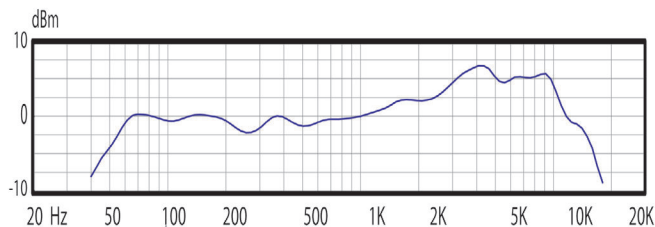
SPECIFICATIONS

Transducer Type	Dynamic
Frequency Response	52 Hz - 15 kHz
Polar Pattern	Hypercardioid
Output Impedance	580 ohms
Sensitivity	2 mV / Pa @ 1k
Capsule Technology	LM Type A
Off Axis Rejection	>20 dB
Maximum SPL	≥139 dB
Power Requirements	None
Connector	3-pin XLRm
Polarity	Positive pressure on diaphragm produces positive voltage on pin 2 relative to pin 3 of output XLR connector
Materials / Finish	Zinc Alloy / Black Finish
Weight	247 g / 8 oz
Length	104 mm / 4.09 in

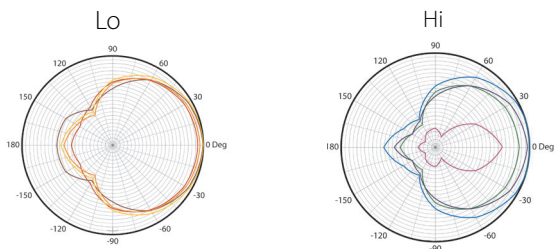
DIMENSIONS (mm)



FREQUENCY RESPONSE



POLAR PATTERNS



PRODUCT REGISTRATION: Please register your product online at www.audixusa.com/docs_12/about/product_registration.shtml.

SERVICE AND WARRANTY: This microphone is under warranty for a period of 3 years to be free of defects in material and workmanship. In the event of a product failure due to materials or workmanship, Audix will repair or replace said product at no charge with proof of purchase. Audix does not pay or reimburse shipping costs for warranty repairs or returns. The warranty excludes any causes other than manufacturing defects, such as normal wear, abuse, environmental damage, shipping damage or failure to use or maintain the product per the supplied instructions. No Implied Warranties: All implied warranties, including but not limited to implied warranties of merchantability and fitness for a particular purpose are hereby excluded. The liability of Audix, if any, for damages relating to allegedly defective products shall be limited to the actual price paid by Dealer for such products and shall in no event include incidental or consequential damages of any kind. Should your microphone fail in any way, please contact the Audix Service department at 503.682.6933. A Return Authorization is required before returning any product. OTHER THAN THIS WARRANTY, AUDIX MAKES NO WARRANTIES, EXPRESS OR IMPLIED, WITH RESPECT TO THE PRODUCTS, THE USE OF THE PRODUCTS, THE PERFORMANCE OF THE PRODUCTS. AUDIX SHALL NOT BE LIABLE FOR SPECIAL INCIDENTAL, CONSEQUENTIAL, INDIRECT OR SIMILAR DAMAGES ARISING FROM OR BASED ON THE SALE, USE, STORAGE OR DISPOSAL OF THE PRODUCTS, AUDIX'S SERVICE WORK, BREACH OF WARRANTY, BREACH OF CONTRACT. NEGLIGENCE, OR ANY OTHER THEORY OF LIABILITY, EVEN IF AUDIX HAS BEEN ADVISED OF THE POSSIBILITY OF SUCH DAMAGES.

ARCHITECT AND ENGINEER SPECIFICATIONS

The microphone shall be of the dynamic type operating on the moving coil principle and the capsule shall be LM Type A. The polar pattern of the microphone shall be hypercardioid. The nominal output impedance shall be 580 ohms at 1 kHz. The microphone shall have a sensitivity of 2 mV / Pa at 1 kHz and will handle a sound pressure level of ≥139 dB. The microphone body shall be cast from zinc alloy and the grill cap shall be steel wire mesh. The overall dimensions shall be 21 mm in diameter at the base, 45 mm in diameter at the widest point and 104 mm in length.

OPERATION AND MAINTENANCE

The f2 is a low impedance microphone and should be plugged into a "mic level" of your console, mixer, or recording device. Please note that your microphone does not require phantom power and will not be affected in any way by phantom power should it be running simultaneously while the microphone is in operation. Avoid plugging or unplugging the microphone from the PA system unless the channel is muted or the volume of the system turned down. Failure to do so may result in a loud "popping" noise which could seriously damage the speakers in the PA system.

The f2 is manufactured to exacting specs with roadworthy construction. However, the capsule is highly sensitive and should be handled with care. Avoid extreme temperatures and be sure to store your microphone in the pouch provided when not in use. Moisture of any kind can adversely effect the sound and performance of your microphone.

USER TIPS

The f2 has an extremely tight (hypercardioid) pick-up pattern in order to help eliminate sound from other instruments on stage from "bleeding" into the microphone. For this reason, the f2 is exceptionally effective in capturing the sound of each component of a drum or percussion kit.

Drums, hand percussion: As a general rule, the top of the f2 grill should be 1-2 inches above the head of the drum and pointed towards the center. For more "ring," pull the mic back towards the rim. For less ring and more overtones, position the mic 1-2 inches inside the ring. For more attack, place the mic very close to the head and for more overtones and decay move the mic further away from the head.

Guitar cabinets: The f2 can be placed within 1-2 inches of the grill cover at a 90 degree angle pointing directly into the speaker. If the mic is placed closer to the edge of the speaker, you will minimize the higher frequencies and get a warmer, fatter tone. To capture more highs, move the mic closer towards the center of the speaker, but avoid the middle of the speaker.

Horns: Place the mic within 1-2 inches of the bell, especially when on a stage with drums, bass, guitar, etc. For jazz, classical, and music where the stage volume is lower, the mic can be placed further away for a richer, fuller sound.

Further miking techniques may be found at www.audixusa.com.